

EMERGENCIES CALL 911  
 BUSINESS/HALL RENTAL  
 PHONE 215-257-4028  
 FAX 215-257-7814  
 WWW.SELLERSVILLEFD.COM



SELLERSVILLE FIRE DEPT.  
 2 NORTH MAIN STREET  
 P.O. BOX 315  
 SELLERSVILLE, PA 18960  
 100% VOLUNTEER

## SELLERSVILLE FIRE DEPARTMENT MONTHLY REPORT January 2025

<b>TOTAL OVERALL SFD RESPONSES:</b>	<b>MONTH: 38</b>	<b>YTD: 38</b>
TOTAL # OF PERSONNEL RESPONDING	361 (9.5 Average)	361 (9.5 Average)
TOTAL # OF MAN HOURS	155 Hours 35 Minutes	155 Hours 35 Minutes
TOTAL TIME IN SERVICE	16 Hours 36 Minutes	16 Hours 36 Minutes

### FIRE RESPONSES

	MONTH	YTD
TOTAL # OF RESPONSES	37	37

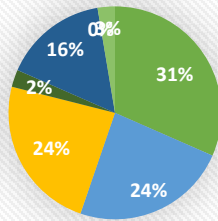
### OFFICER RESPONSES

	MONTH	YTD
TOTAL # OF RESPONSES	1	1

### FIRE POLICE RESPONSES

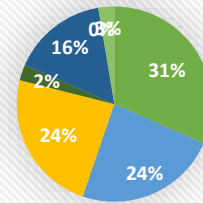
	MONTH	YTD
TOTAL # OF RESPONSES	0	0

### INCIDENT TYPE JANUARY 2025



- FIRE - 12
- RESCUE & EMERGENCY MEDICAL SERVICE - 9
- HAZARDOUS CONDITION - 9
- SERVICE CALL - 1
- FALSE ALARM & FALSE CALL - 6
- SEVERE WEATHER - 0
- SPECIAL INCIDENT TYPE - 1

### INCIDENT TYPE YTD



- FIRE - 12
- RESCUE & EMERGENCY MEDICAL SERVICE - 9
- HAZARDOUS CONDITION - 9
- SERVICE CALL - 1
- FALSE ALARM & FALSE CALL - 6
- SEVERE WEATHER - 0
- SPECIAL INCIDENT TYPE - 1

### TYPE OF ALARM BY DISPATCH

Month	YTD	Month	YTD	Month	YTD
1	1	SPECIAL ASSIGNMENT	5	ENGINE ASSIST	
1	1	BOX ASSIGNMENT		FIRE POLICE ASSIST	2
2	2	COVER ASSIGNMENT		HIGH WATER TRUCK ASSIST	2
		CHIEF'S PAGE / INVEST.	19	LOCAL BOX	3
		EMS ASSIST	19	MARINE RESCUE	3
					2
					2

- RESCUE BOX
- RESCUE ASSIST
- RIT
- TACTICAL BOX
- TOWER ASSIST

### SPECIFIC PROPERTY USE

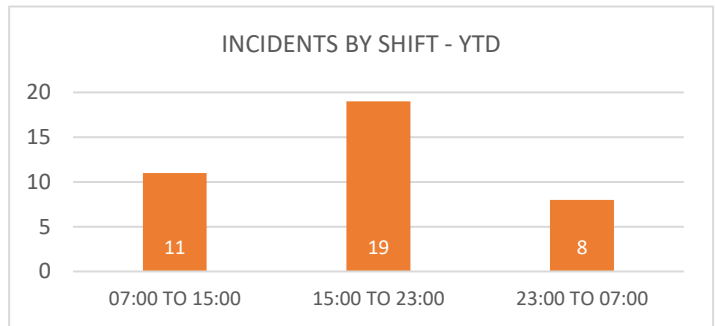
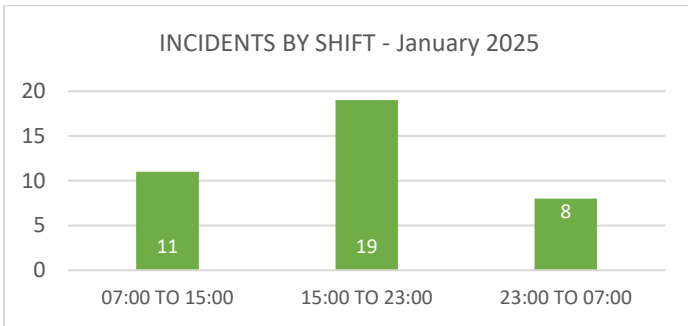
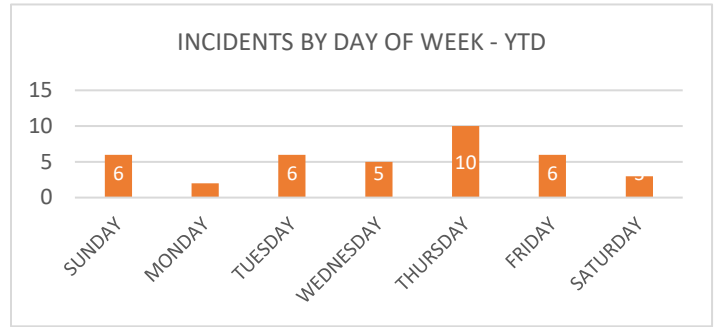
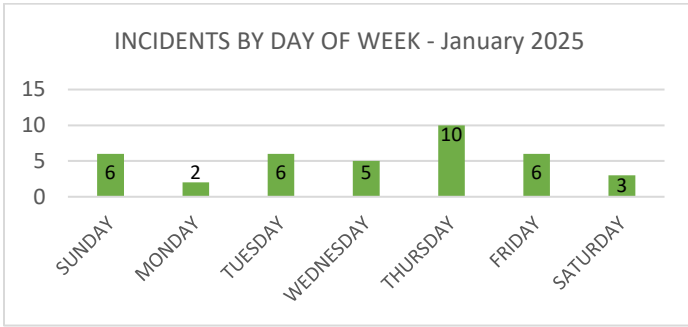
Month	YTD	Month	YTD	Month	YTD
17	17	RESIDENTIAL	7	HIGHWAY/ROADWAY	3
1	1	MERCANTILE	2	ASSEMBLY/EDUCATIONAL	3
6	6	OUTDOORS	2	STORAGE/WAREHOUSE	

- HEALTHCARE
- OTHER

SFD MONTHLY REPORT

January 2025

Page (2)



RESPONSES BY MUNICIPALITY

MONTH		YTD		MONTH		YTD		
#	%	#	%	#	%	#	%	
9	23.6%	9	23.6%	2	5.2%	2	5.2%	SELLERSVILLE BOROUGH
15	39.5%	15	39.5%	1	2.6%	1	2.6%	WEST ROCKHILL TWP.
4	10.5%	4	10.5%					EAST ROCKHILL TWP.
3	7.8%	3	7.8%					HILLTOWN TWP.
3	7.8%	3	7.8%					PERKASIE BOROUGH
1	2.6%	1	2.6%					QUAKERTOWN BOROUGH
								SILVERDALE/DUBLIN BOROUGH
								RICHLAND TWP.
								MILFORD TWP.
								TELFORD BOROUGH
								OTHER BUCKS MUNICIPALITIES
								OUT OF COUNTY ASSIST

RESPONSES BY DISTRICT

MONTH	YTD	MONTH	YTD	
23	23	2	2	STATION 27 – SELLERSVILLE
7	7	1	1	STATION 26/76 – PERKASIE
				STATION 23 – DUBLIN
1	1	1	1	STATION 59 – SILVERDALE
				STATION 60/61 - HILLTOWN
		3	3	STATION 87 – QUAKERTOWN
				STATION 58 - TRUMBAUERSVILLE
				STATION 43 - PALISADES
				STATION 57 – MILFORD
				OTHER BUCKS COUNTY DISTRICTS
				OUT OF COUNTY ASSIST.

UNIT REPOSES BY UNITS

MONTH	YTD	MONTH	YTD	
26	26	16	16	ENGINE 27
11	11	26	26	TOWER 27
12	12	16	16	RESCUE 27
		4	4	SPECIAL SERVICE 27 (HWT)
6	6	1	1	FIRE POLICE (TRAFFIC 27)
				COMMAND 1
				COMMAND 2
				COMMAND 3
				UTILITY 27
				HAZMAT 27

TRAINING DRILLS

January 7 – Apparatus Checks/Engineers  
 January 16 – SCBA / Fit Testing  
 January 28 – Rockhill Evac. / CPR

TOTAL # OF DRILLS  
 TOTAL # OF PERS. ATTENDING DRILLS  
 TOTAL # OF MAN HOURS  
 TOTAL TIME OF DRILLS

MONTH	YTD
3	3
59 (19.7 Average Per Drill)	59 (19.7 Average Per Drill)
156 Hours 0 Min	156 Hours 0 Min
8 Hours 0 Min	8 Hours 0 Min

Respectfully Submitted,

*Douglas C. Wilhelm*

Douglas C. Wilhelm, Deputy Chief SFD

February 2, 2025